



CLARK

Punch 1.5 End Bowl Sink



This pack contains the following components to assist in the installation of your product:

- Fixing Clips
- Sealing Tape
- 2 x 90mm Basket Waste

Suitable for item codes: PU1205.1L and PU1205.1R

INSTALLATION INSTRUCTIONS

1. Finish cutting out this template with a knife or scissors.
2. Position the template on the bench top and draw a pencil line against the edge of the template. Then check the size against the overall cutout dimensions before cutting the bench top.
3. Following the inside edge of the pencil line carefully cut out the hole in the bench top. An exact cut is required to obtain best fit.
4. For a normal thickness benchtop the enclosed fixing clips should be suitable. See Figure A. Lightly hammer the fixing clips onto the clip brackets at equal points along the product rim as shown in Figure B.
5. Position the product in the cut out hole so that it is properly aligned. Check that the sealing tape will seal evenly around the edge of the hole.
6. Remove the product and install the waste assemblies and the tap (if required). It is suggested that silicone sealer be used between the waste grate and hole.

7. Remove the protective backing from the sealing tape, apply a continuous bead of silicone sealer between the sealing tape and the edge of the product. Quickly place the product in position.
8. Close the fixing clip hinges as shown in Figure C.
9. Tighten the fixing clips evenly, using a low torque setting on any electric screw driver used. Overtightening may strip the thread.
10. Plumb up the tap and waste fittings.

Figure A

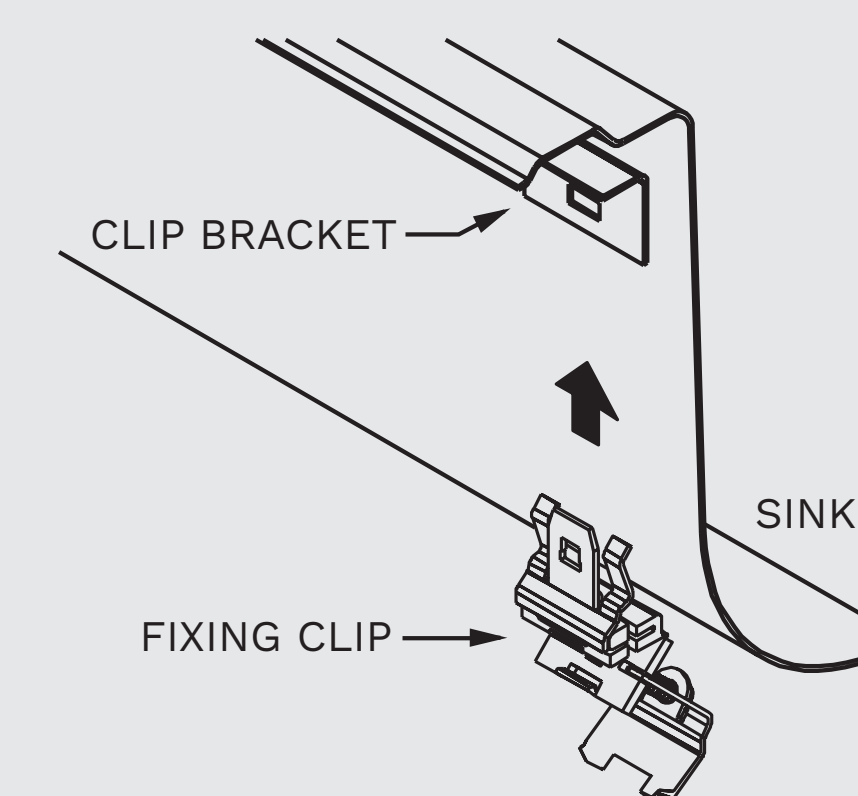


Figure B

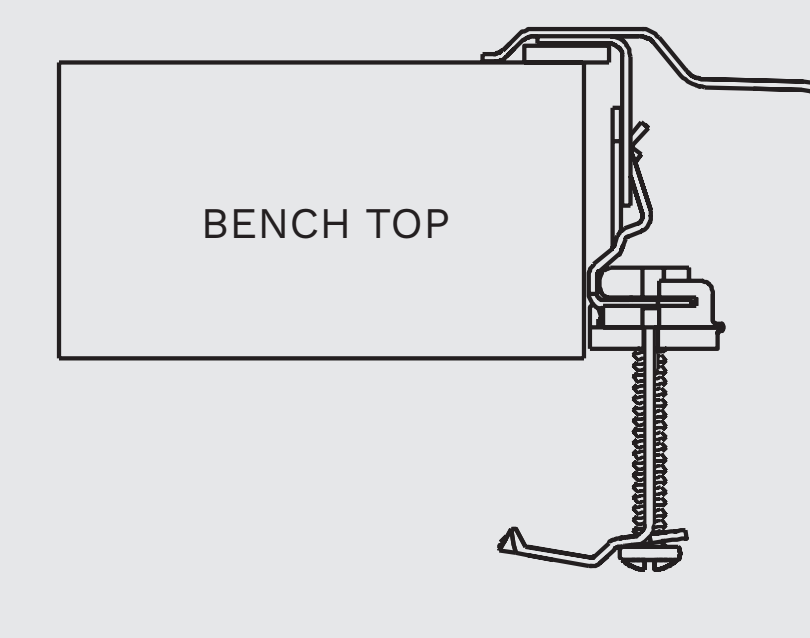
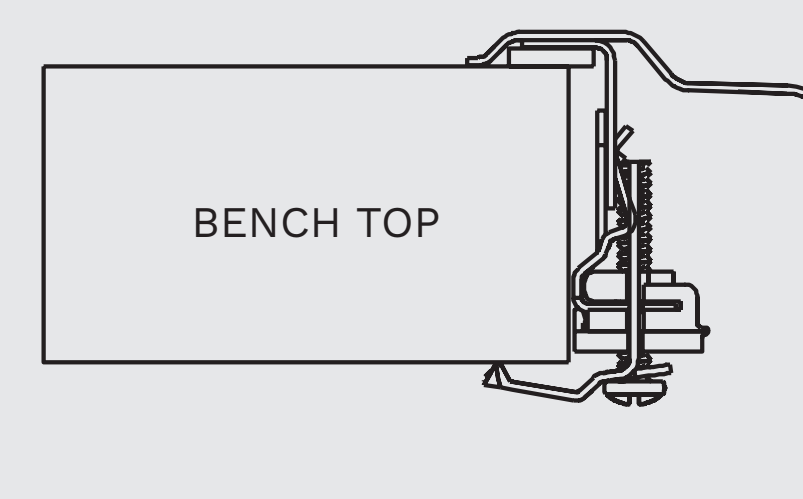


Figure C



NOTE: For thin benchtops special clips (A0167) are available.

**CUTOUT TEMPLATE
DIMENSIONS - 985 x 485mm**

**To use this cutout template for
benchtops, print 1:1 on a
large format printer
Corner radius 20mm**

**For installation guide
print to fit on paper size.**



GWA
Bathrooms & Kitchens

Caroma Industries Limited
ABN 35 000 189 499
1 Melito Court, Prestons NSW 2170
National Customer Call Centre
13 14 16
caroma.com.au



New Zealand
National Customer Call Centre
09 279 2700
caroma.co.nz