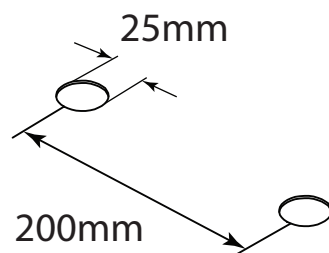


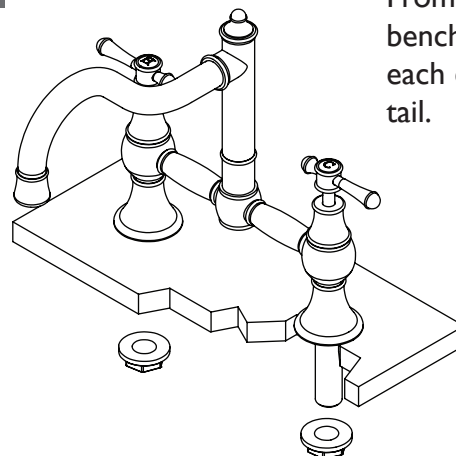
**1** Carefully drill 2 x 25mm diameter holes through the bench top at 200mm centres.



When marking out hole centres, double check dimensions of the breach before drilling.

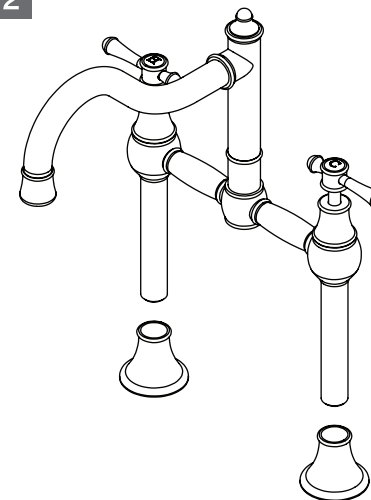
**NOTE:** Maximum bench thickness is 35mm

**3**



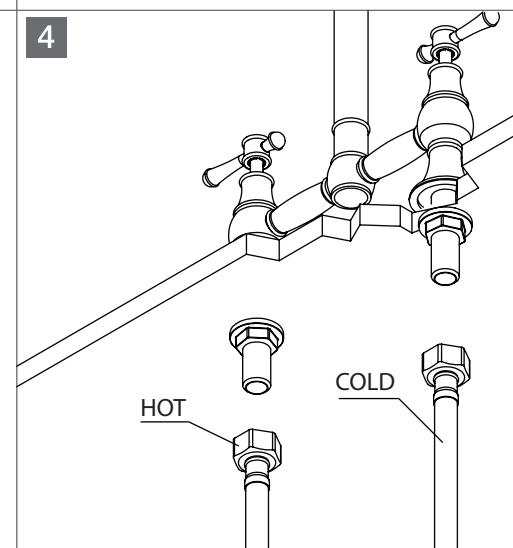
From underneath the bench, fit locknut to each extended tail.

**2**



Fit Dress Flanges onto the extended tails of the Exposed Breach Assembly.

**4**



Connect HOT and COLD Hoses to extended tails. **CHECK FOR LEAKS!**



recommended working pressure  
**150-500 KPa**



maximum hot water temperature  
**75 degrees**

**NOTE:**

- If the pressure exceeds or is likely to exceed 550kpa, an approved pressure limiting device must be installed.
  - Flush out all pipe work prior to installation.
  - If the water temperature exceeds 75°C, an approved tempering valve must be fitted.
  - Installation should comply with Australian standard AS3500.1 or relevant local authority requirements.
- Showers may not be suitable for use within:
- Gravity-fed water systems
  - Some instantaneous hot water systems; or

- Pressure supply less than 150kPa;
- NOTE:** After installing this product, retighten the flow controller housing to prevent removal by hand.

Failure to comply with the above may void all warranties.

**WARRANTY:**

Please refer to the full warranty statement enclosed with the product before installing. Or visit [www.phoenixtapware.com.au](http://www.phoenixtapware.com.au) to download a copy.

**MAINTENANCE AND CARE:**

- Products should be cleaned with mild liquid detergent or soap and water.
- Do not use cream cleaners or citrus based cleaning products, as they are abrasive.
- Use of unsuitable cleaning agents may damage the surface. Any damage caused in this way will not be covered by warranty.

**DISCLAIMER:**

While we aim to ensure the specifications shown are correct at the time of printing, Phoenix Tapware reserves the right to make modifications without prior notice. Always use the physical product measurements for mark-ups and roughing-in as the line drawing shown may differ from the actual product over time.

\*All measurements are shown in millimeters.