

# Solid Surface

Fienza solid surface baths, basins and vanity tops are made up of approximately 78% natural mineral and recycled material. Our matte white solid surface products are the same quality material all the way through so that they can be sanded and refinished as new. Our coloured solid surface baths and basins have a white inner core and an outer matte finish, while our solid surface vanity tops have the same material all the way through. Both variants carry a 5-year warrant on the finish, on condition that care instructions have been correctly followed.



## INSTALLATION CONSIDERATIONS



### Avoid Direct Sunlight

Protect your products by keeping them away from harsh sunlight, which may cause damages like discolouration and cracks. If this is not possible, reduce the amount of light by using window shades, drapes or blinds.



### Not Suitable for Outdoor Use

Our stone top products are best for indoor installation as harsh outdoor lighting may cause damages that will void your warranty.

## BEFORE INSTALLATION



### Check goods thoroughly

Make sure you have everything that you need to complete your product's installation, including the installation guide.



### Install goods with care

Damaged received goods from installation will void warranty. We strongly recommend using a qualified installer.



### Carefully follow instructions

Experience the best of your product by closely following the installation guide that came with your order.

## CLEANING & CARE



### Never use metal scourers

Metal scourers will create scratches on your product. Avoid this by using gentle cloths or sponges to maintain your product's sleek appearance.

### Wipe in one direction only

Doing this small cleaning habit will prevent your product from having visible wipe streaks.



### Avoid harsh cleaners

These include citrus-based or abrasive cleaners. Use of unsuitable cleansers may damage the surface and will not be covered by warranty.

### Keep hair dye away

Avoid applying hair dye near your bath as this may stain your product.



### Wipe surface dust

Use a soft cloth to remove dust on your bath's surface and other areas where it remains dry.

### Avoid wax-based furniture cream

Using such products may cause build-up deposits, which could detract from the appearance.

### Avoid undue pressure

Do not leave or overload your product with heavy items may damage your bath or, worse, break it.

## REPAIR

### White

You may polish away very fine scratches on your white solid surface products by scrubbing gently with a soft brush or plastic pad and a mild abrasive cream cleanser. Then, wash the whole area with plenty of clean water and repolish as before. If the mark or scruff does not come out, we recommend using Gumption. However, avoid overuse of Gumption as it may have a negative effect on the product's finish.



#### Step 1 – Preparation

Use warm water and a soft cloth to clean the area needing repair.

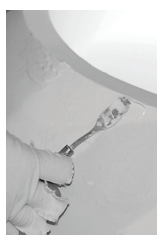


#### Step 2 – Prepare Fienza Repair Fluid

Mix repair fluid in the ratio 100/1.5

**100 parts** - Fluid from large bottle

**1.5 parts** - Fluid from small bottle



#### Step 3 – Application

Use a small spatula / trowel to carefully smooth repair fluid into and around the defect.

Repeat 5-6 times until the defect is completely filled and no air gaps remain.

Leave to dry for at least 8 hours.



#### Step 4 – Finishing

Check repair is completely dry.

Begin sanding the area with an 800 grit paper, then 1500 grit, then 2000 grit, until the surface is completely smooth and even.

### Coloured

Meanwhile, scratches or dents on your coloured solid surface baths and basins can be repaired only by a professional solid surface bath repairer. It cannot be sanded to repair scratches or dents as this will damage the outer surface and expose the white inner core.









## STONE MATERIALS

Fienza uses two stone materials for selected baths and basins: Solid Surface and Resin Stone.

Our solid surface products are the most premium stone material on the market, using the very best technologies to ensure durability and longevity. The unique formula of our resin stone provides a cost-effective alternative giving similar quality for less.

We provide a 25-year warranty on structural integrity and a 5-year warranty on finish across all Solid Surface and Resin Stone products.

	fienza				
	MATTE WHITE Solid Surface	COLOURED Solid Surface	RESIN STONE	OTHER MARKET LEADERS	CHEAPER SUBSTITUTES
 FILLER	Pure ATH Aluminium Hydroxide (Not diluted with inferior raw material)	ATH + Calcium	Calcium Carbonate	Pure ATH Aluminium Hydroxide (Not diluted with inferior raw material)	Calcium
 RESIN	UPR Pure Benzene Unsaturated polyester resin The best UPR in the world!	UPR Phthalic Resin Unsaturated polyester resin	UPR + Gel Coat	PMMA Poly Methyl Methacrylate Also known as Lucite Acrylic	UPR Phthalic Resin Unsaturated polyester resin
 ANTI CRACKING	✓	✓	✓	✓	✗
 ANTI YELLOWING	✓	N/A	✓	✓	✗
 REPAIRABLE	✓	✗	✗	✗	✓
 WEIGHT	Substantial weight Approx. 150kg/bath	Substantial weight Approx. 150kg/bath	Variable weight Lightweight & heavy-weight options available	Lighter weight Approx. 80kg/bath	Variable weight Differs for each manufacturer