

52cm integrated rangehood with 680m³/hr extraction rate, 3 fan speed, LED lighting, and dishwasher safe filters.



Product Details

FEATURES

Powerful 680m³/hr extraction rate

LED lighting

Dishwasher safe mesh filters

3 speed fan

Push button controls

Ducted or recirculating options

BENEFITS

Clear the air quickly

Our rangehoods offer powerful extraction rates ensuring your kitchen is clear of cooking odours, vapours and excess heat in no time at all.

Low energy, long lasting LED

With low energy use and a high illumination performance, long-lasting LED lights make it easy to keep an eye on your delicious cooking.

Easy-clean filters

For ease and convenience, our easily removed aluminium micro-mesh filters can simply be washed safely in your dishwasher or hand washed. Keep your rangehood looking great and performing well with next to no effort.

Fingerprint resistant stainless steel

Little hands or sticky fingers wont be a problem with easy-clean fingerprint resistant stainless steel.

Specifications

PRODUCT PROFILE

Domestic warranty details (yrs)	2
---------------------------------	---

Type of Rangehood	integrated under cupboard
-------------------	---------------------------

Nominal width (cm)	52
--------------------	----

Finish of Rangehood	stainless steel
---------------------	-----------------

MOTOR/FAN

Number of fans	1
----------------	---

Number of fans speeds	3
-----------------------	---

Type of motor	tangential
---------------	------------

Perimeter extraction	No
----------------------	----

Maximum airflow M3/Hr	680
-----------------------	-----

Noise level dB high	68
---------------------	----

Noise level dB low	54
--------------------	----

Number of motors	1
------------------	---

Wattage of motor	235
------------------	-----

DIMENSIONS

Total product height (mm)	249
---------------------------	-----

Total product width (mm)	526
--------------------------	-----

Total product depth (mm)	292
--------------------------	-----

CONTROLS

Control panel	push button
---------------	-------------

Safety/ display indicators	auto thermal cutout safety switch
----------------------------	-----------------------------------

Hob2Hood function	No
-------------------	----

DIMENSIONS

Diameter of ducting (mm)	150
--------------------------	-----

Minimum installation height from cooking surface Gas (mm)	620
---	-----

Minimum installation height from cooking surface Electric (mm)	600
--	-----

Cut out width (mm)	493
--------------------	-----

Cut out depth (mm)	262
--------------------	-----

FILTERS

Number of filters	2
-------------------	---

Type of filter	multilayer aluminum micromesh filters
----------------	---------------------------------------

Dishwasher safe	Yes
-----------------	-----

DUCTING / RECIRCULATION

Ducting	optional accessory
---------	--------------------

Top or rear duct hole	top
-----------------------	-----

Recirculation option	Yes
----------------------	-----

LIGHTS

Number of lights	2
------------------	---

Wattage of light	3.5
------------------	-----

Type of light	LED
---------------	-----

SHIPPING

Shipping Volume (m3)	0.089
----------------------	-------

Shipping Weight (Kg)	8.8
----------------------	-----

Product Weight (Kg)	6.5
---------------------	-----

DUCTING / RECIRCULATION

Recirculation kit	optional accessory
Front recirculating option	No
Type of filter	Charcoal
Filter	Optional
Number of optional filters required	two
Ducting diameter (mm)	150

STUFFING QUANTITIES

20ft	324
40ft	666
40ft HC	775

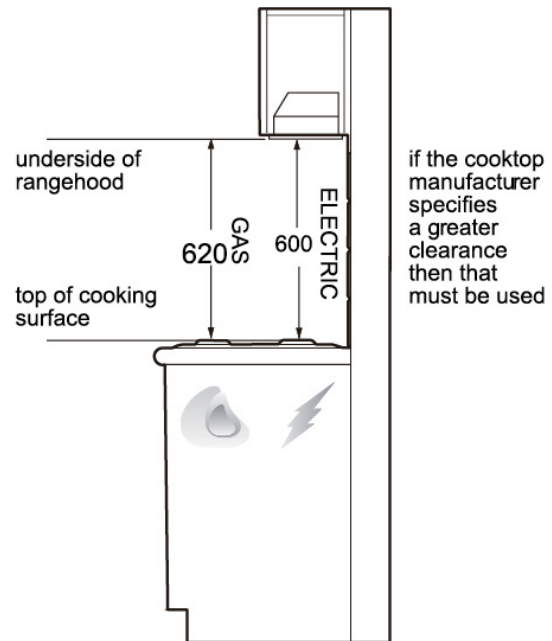
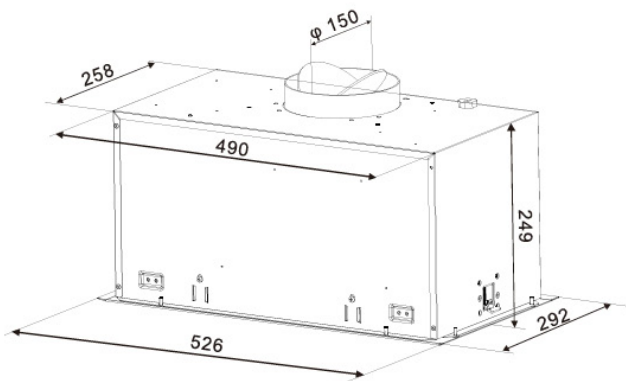
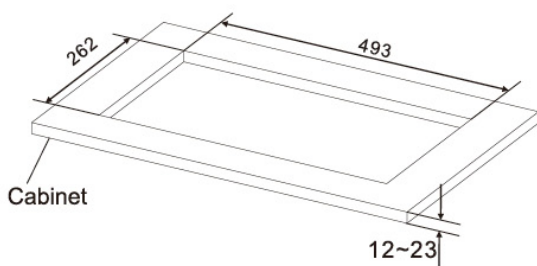
SHIPPING

Pack Dimensions Height (mm)	368
Pack Dimension Width (mm)	555
Pack Dimension Depth (mm)	437

Dimensions

Integrated rangehood

WRI515SC



IMPORTANT

These dimensions are a guide only. All measurements are in millimetres (mm). For complete installation instructions, refer to the manual provided with product.

Terms and Conditions

IMPORTANT

This is a guide of product dimensions only. For complete installation instructions, refer to the manual provided with product.

PRODUCT INFORMATION

The descriptors and illustrations in this publication apply to the specific products and models described as at the date of issue. Under our policy of continuous product development, product specifications may change without notice. Prospective purchasers should therefore check with their retailer to ensure this publication correctly describes the products that are being offered for sale. All information supplied is to be used for general reference purposes only and is on the understanding that Electrolux Home Products Pty Ltd (Australia) and Electrolux (NZ) Ltd (New Zealand) will not be liable for any loss, liability or damage of whatever kind arising as a result of reliance on such information. Colours of products illustrated are as close as printing limitations allow. Electrolux will at all times comply with its obligations pursuant to law including Trade Practices (Australian Consumer Law) Act and Regulations.

WARRANTY

This warranty only applies to Appliances purchased and used in Australia or New Zealand and used in normal domestic applications and is in addition to (and does not exclude, restrict, or modify in any way) any non-excludable statutory warranties in Australia or New Zealand. All warranties are subject to the conditions set out in the warranty card accompanying the product when purchased.

ELECTROLUX HOME PRODUCTS AUSTRALIA

telephone: 1300 363 640

fax: 1800 350 067

email: customercare@electrolux.com.au

web: www.electrolux.com.au

ELECTROLUX HOME PRODUCTS NEW ZEALAND

telephone: 09 573 2230

fax: 09 573 2221

email: customercare@electrolux.co.nz

web: www.electrolux.co.nz