

491L french door refrigerator, stainless steel with drawer, manual humidity-controlled crisper, 4-star energy rating, SpillSafe glass shelves & adjustable storage solutions



Product Details

FEATURES

Flat Door Design	Pole Handles	Full-width humidity controlled crisper bin	FamilySafe™ lockable compartment
Spillsafe™ glass shelves	Easy-Glide Telescopic Freezer Drawer Runners	Self close freezer door	Fingerprint Resistant Real Stainless Steel
Adjustable Door Bins	LED lighting	Blue feature lighting	Internal electronic controls
Quick chill function	Multi-flow air delivery system	More environmentally friendly refrigerant (R600a)	Frost free
Door alarm	Egg tray	Rear rollers	Adjustable front rollers
Hidden hinges			

BENEFITS

Understanding new capacity and energy ratings
 From the 15th August 2021, the way refrigerators are tested to calculate Energy Star Ratings and energy consumption have changed. This means that the capacity and energy rating calculations have changed, however the product remains unchanged. Be sure to check all new ratings to ensure that your comparisons are consistent with the new standards.

Stylish Design
 Crafted with ultra-modern flat doors, elegant handle options and your choice of Dark or Natural Real Stainless Steel or white your fridge will be the centrepiece of your kitchen. (Options vary by model)

Energy Efficiency

Our range has been designed to be energy efficient*, reducing your electricity usage. (Energy ratings and running costs vary by model) *Designed to meet MEPS AS/NZS4474.

FreshSeal Crispers

Our FreshSeal Crispers have advanced seals, and with humidity control you get better flexibility to look after your food the right way. Our seals assist in preventing moisture loss, while the humidity control lets you provide a better environment for fresher tasting food.

FlexStor Adjustable Door Bins

When life gets busy, flexibility is a life saver. That's why Westinghouse created the FlexStor system. The adjustable door bins allow for quick and easy adjustment whenever or however you need it. We make it easy to do more with your fridge.

SpillSafe™ Glass Shelves

Spills happen, but when they do, the world doesn't have to end. The Westinghouse SpillSafe™ glass shelves help with the mess by containing the spilt liquid to one shelf, so you have less to clean.

Easy-Glide Telescopic Runners

You don't know it yet but you'll love the easy glide telescopic runners in our freezers. They're easy to open and close and when fully extended provide superior access to your frozen foods. No matter how much food you have stored, they'll always run smoothly.

Specifications

PRODUCT PROFILE

Domestic warranty details (yrs)	2
Additional domestic warranty for the sealed refrigeration system only (yrs)	3
Refrigerator Type	french door
Exterior door finish	Stainless steel
Handle design	bar handle
Fridge door opening	left and right
Cooling system	frost free
Freezer door opening	drawer
Refrigerant	R600a
Plumbed water supply required	No
Compressor	Inverter

DIMENSIONS

Total height (mm)	1725
Cabinet height (mm)	1705
Total width (mm)	796
Cabinet width (mm)	790
Total depth (mm)	769
Cabinet depth (mm)	641
Depth door open 90degree (mm)	1057
Air space above cabinet (mm)	30
Food Compartment Capacity (L) - AS/NZS 4474.1 2007 (IEC 62552-2015) *	345
Freezer Compartment Capacity (L) - AS/NZS 4474.1 2007 (IEC 62552-2015) *	146
Total Capacity (L) - AS/NZS 4474.1 2007 (IEC 62552-2015) *	491

DIMENSIONS

Food compartment capacity (gross in litres)	358
--	-----

Freezer compartment capacity (gross in litres)	166
---	-----

Total Gross Capacity (L)	524
--------------------------	-----

Food compartment capacity (net in litres)	344
--	-----

Total Net Capacity (L)	474
------------------------	-----

ENERGY

Energy Star Rating - AS/NZS 4474.1 2007 (IEC 62552- 2015) *	4
---	---

Energy Consumption (kWh/year) - AS/NZS 4474.1 2007 (IEC 62552- 2015) *	363
---	-----

Energy Star Rating AS/NZS 4474.2:2009	3.5
--	-----

Energy consumption AS/NZS 4474.2:2009 (kWh/yr)	419
--	-----

FOOD COMPARTMENT

REFRIGERATOR SYSTEM

Controls	electronic (without display)
----------	------------------------------

Controls location	internal
-------------------	----------

Controls type	touch
---------------	-------

Control functions	quick freeze function
-------------------	-----------------------

Door alarm	fridge
------------	--------

CRISPERS

SHELVING

Shelf material	glass
----------------	-------

Type of shelf	spill safe shelf,adjustable shelf
---------------	-----------------------------------

LIGHTING

Feature lighting	blue LED
------------------	----------

Main light	LED
------------	-----

FOOD COMPARTMENT DOOR

BINS

Deep bottle bin	2
-----------------	---

Shallow bin	2
-------------	---

OTHER PROPERTIES

Seals	removable,mould resistant
-------	---------------------------

Crisper lid/shelf	glass
-------------------	-------

Crispers Runner system	suspended
------------------------	-----------

Full width crisper	1
--------------------	---

Crisper features	humidity controlled
------------------	---------------------

OTHER PROPERTIES

Other Properties-FOOD COMPARTMENT	Egg tray
-----------------------------------	----------

SPECIAL COMPARTMENTS

Family Safe lockable compartment	1
----------------------------------	---

FREEZER COMPARTMENT

ICE FACILITY

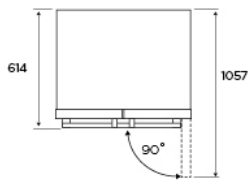
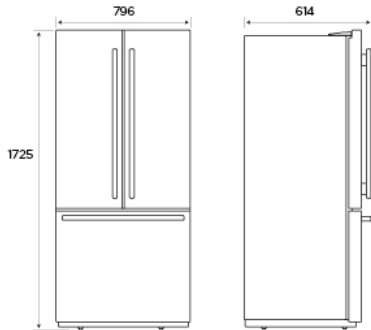
Ice cube storage bin	1
----------------------	---

Twist ice and serve	2
---------------------	---

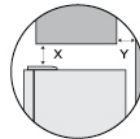
BASKET/DRAWER

Full width freezer drawer	1
3/4 width freezer drawer	1
Basket/Drawer runner system	telescopic
Full width deep plastic basket	1

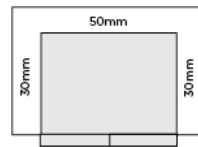
Dimensions



Minimum Recommended Airspaces

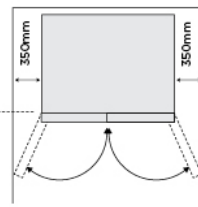


If you have a cupboard above the refrigerator with a rear gap of less than 100mm (Y), recommended minimum clearance at the top of the refrigerator increases from 30mm to 70mm (X).



Please note: Doors are designed to sit proud of cabinetry (not flush).

Front face of bench aligned to front corner edge of cabinet.



When positioned in a corner area, spacing of at least 350mm on the hinge side will allow the doors to open enough to enable the removal of bins and shelves.

Dimensions	Product Height	Product Width	Product Depth	Product Depth (Door Open)
WHE5204BC/SC	1725	796	769	1057
WHE5264SC	1725	796	769	1057

Airspace	Side - both	Top	Behind
WHE5204BC/SC	30	30	50
WHE5264SC	30	30	50

IMPORTANT

These dimensions are a guide only. All measurements are in millimetres (mm). For complete installation instructions, refer to the manual provided with product.
 © 2022 Electrolux Home Products Pty Ltd. ABN 51 004 762 341.
 W_DIM_CFD_Sep22

Terms and Conditions

IMPORTANT

This is a guide of product dimensions only. For complete installation instructions, refer to the manual provided with product.

PRODUCT INFORMATION

The descriptors and illustrations in this publication apply to the specific products and models described as at the date of issue. Under our policy of continuous product development, product specifications may change without notice. Prospective purchasers should therefore check with their retailer to ensure this publication correctly describes the products that are being offered for sale. All information supplied is to be used for general reference purposes only and is on the understanding that Electrolux Home Products Pty Ltd (Australia) and Electrolux (NZ) Ltd (New Zealand) will not be liable for any loss, liability or damage of whatever kind arising as a result of reliance on such information. Colours of products illustrated are as close as printing limitations allow. Electrolux will at all times comply with its obligations pursuant to law including Trade Practices (Australian Consumer Law) Act and Regulations.

WARRANTY

This warranty only applies to Appliances purchased and used in Australia or New Zealand and used in normal domestic applications and is in addition to (and does not exclude, restrict, or modify in any way) any non-excludable statutory warranties in Australia or New Zealand. All warranties are subject to the conditions set out in the warranty card accompanying the product when purchased.

ELECTROLUX HOME PRODUCTS AUSTRALIA

telephone: 1300 363 640

fax: 1800 350 067

email: customercare@electrolux.com.au

web: www.electrolux.com.au

ELECTROLUX HOME PRODUCTS NEW ZEALAND

telephone: 09 573 2230

fax: 09 573 2221

email: customercare@electrolux.co.nz

web: www.electrolux.co.nz