


120L bar refrigerator, white with reversible door, full width ice box & 2.5-star energy rating. Match it up with WFM0900WD as a pigeon pair



Product Details

FEATURES

Pigeon pair with bar freezer
WFM0900WD

Reversible door

LED lighting
LED lighting in the fridge

R600a refrigerant
better for the environment

Egg tray

BENEFITS

Understanding new capacity and energy ratings
From the 15th August 2021, the way refrigerators are tested to calculate Energy Star Ratings and energy consumption have changed. This means that the capacity and energy rating calculations have changed, however the product remains unchanged. Be sure to check all new ratings to ensure that your comparisons are consistent with the new standards.

Pigeon pair with bar freezer WFM0900WD
Match with the WFM0900WD to create a fridge/freezer combination

Reversible door
The door is reversible so that it may be positioned as either left or right hand side opening

R600a refrigerant
More environmentally friendly

Ice box
A full width ice box with a catch tray is contained in the bar fridge

Specifications

PRODUCT PROFILE

Domestic warranty details (yrs)	2
Refrigerator Type	bar fridge
Exterior door finish	White
Handle design	integrated
Fridge door opening	reversible
Cooling system	cyclic
Refrigerant	R600a

DIMENSIONS

Total height (mm)	850
Total width (mm)	555
Total depth (mm)	575
Depth door open 90degree (mm)	1170
Food Compartment Capacity (L) - AS/NZS 4474.1 2007 (IEC 62552-2015) *	107
Freezer Compartment Capacity (L) - AS/NZS 4474.1 2007 (IEC 62552-2015) *	13
Total Capacity (L) - AS/NZS 4474.1 2007 (IEC 62552-2015) *	120
Food compartment capacity (gross in litres)	108
Freezer compartment capacity (gross in litres)	16
Total Gross Capacity (L)	124

ENERGY

Energy Star Rating - AS/NZS 4474.1 2007 (IEC 62552- 2015) *	2.5
---	-----

Energy Consumption (kWh/year) - AS/NZS 4474.1 2007 (IEC 62552- 2015) *	151
---	-----

Energy Star Rating AS/NZS 4474.2:2009	2.5
--	-----

Energy consumption AS/NZS 4474.2:2009 (kWh/yr)	259
--	-----

FOOD COMPARTMENT

SHELVING

Shelf material	glass
----------------	-------

Number of shelf levels	2
------------------------	---

DIMENSIONS

Food compartment capacity (net in litres)	105
--	-----

Total Net Capacity (L)	119
------------------------	-----

Height adjustable feet	Yes
------------------------	-----

REFRIGERATOR SYSTEM

Controls	manual
----------	--------

Controls location	internal
-------------------	----------

CRISPERS

Full width crisper	1
--------------------	---

Type of shelf	spill safe shelf,adjustable shelf
---------------	-----------------------------------

LIGHTING

Main light	LED
------------	-----

FREEZER COMPARTMENT

ICE FACILITY

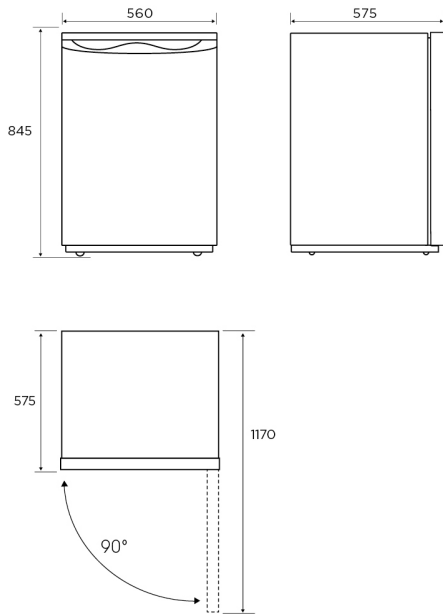
Ice cube tray	1
---------------	---

WINE COOLER COMPARTMENT

OTHER PROPERTIES

Shelf material	bamboo with metal trim
----------------	------------------------

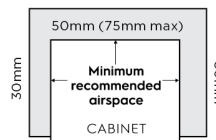
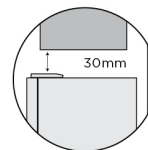
Dimensions



Minimum Recommended Airspaces

We recommend minimum clearances of:

- 30mm on each side.
- 30mm above the refrigerator.
- 50mm minimum/75mm maximum behind the refrigerator.



Please note: Doors are designed to sit proud of cabinetry (not flush)

Dimensions	Product Height	Product Width	Product Depth	Product Depth (Door Open)
WIM1200AE	845	560	575	1170
WIM1200WD	845	560	575	1170

Airspace	Side - both	Behind
WIM1200AE	30	50
WIM1200WD	30	50

IMPORTANT

These dimensions are a guide only. All measurements are in millimetres (mm). For complete installation instructions, refer to the manual provided with product. © 2021 Electrolux Home Products Pty Ltd. ABN 51 004 762 341. W_DIM_WIM1200AE-WD_Oct21

Terms and Conditions

IMPORTANT

This is a guide of product dimensions only. For complete installation instructions, refer to the manual provided with product.

PRODUCT INFORMATION

The descriptors and illustrations in this publication apply to the specific products and models described as at the date of issue. Under our policy of continuous product development, product specifications may change without notice. Prospective purchasers should therefore check with their retailer to ensure this publication correctly describes the products that are being offered for sale. All information supplied is to be used for general reference purposes only and is on the understanding that Electrolux Home Products Pty Ltd (Australia) and Electrolux (NZ) Ltd (New Zealand) will not be liable for any loss, liability or damage of whatever kind arising as a result of reliance on such information. Colours of products illustrated are as close as printing limitations allow. Electrolux will at all times comply with its obligations pursuant to law including Trade Practices (Australian Consumer Law) Act and Regulations.

WARRANTY

This warranty only applies to Appliances purchased and used in Australia or New Zealand and used in normal domestic applications and is in addition to (and does not exclude, restrict, or modify in any way) any non-excludable statutory warranties in Australia or New Zealand. All warranties are subject to the conditions set out in the warranty card accompanying the product when purchased.

ELECTROLUX HOME PRODUCTS AUSTRALIA

telephone: 1300 363 640

fax: 1800 350 067

email: customercare@electrolux.com.au

web: www.electrolux.com.au

ELECTROLUX HOME PRODUCTS NEW ZEALAND

telephone: 09 573 2230

fax: 09 573 2221

email: customercare@electrolux.co.nz

web: www.electrolux.co.nz