

SPHERE 600D

LED MIRROR

PRODUCT CODE

S60D

SPECIFICATIONS

WIDTH	600mm
HEIGHT	600mm
DEPTH	35mm
WEIGHT	9kg

FEATURES

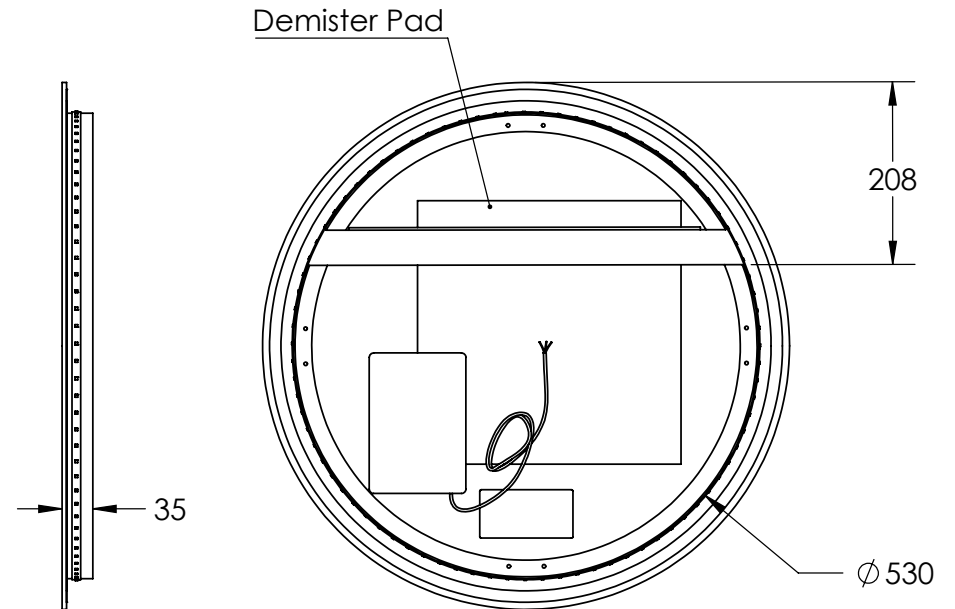
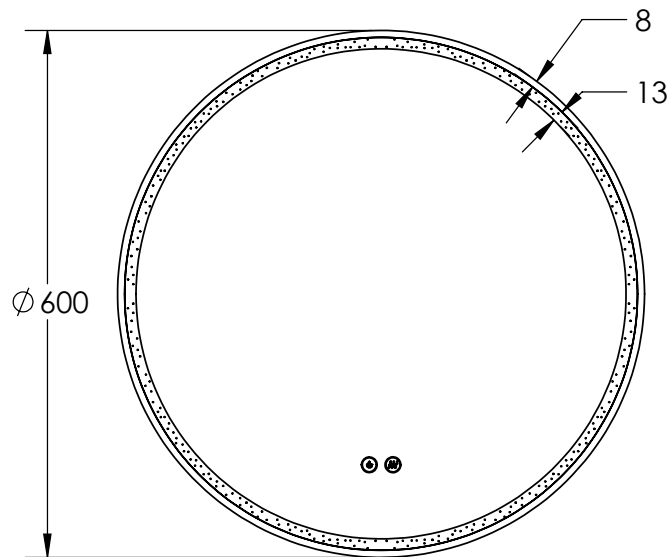
Copper Free Mirror
LED Lighting (Adjustable Colour Temperature)
Backlit
Touch Sensor
Demister with 1 Hour Auto Cut-off

LIGHTING SPECIFICATIONS

CCT	2700K - 6500K
CRI	>80

INSTALLATION

Wall mount
Hardwire
Input voltage: 220-240v 50Hz



Disclaimer: All LED Products requiring hardwiring must be installed by a licensed electrician in accordance with local regulations. Sizes are in mm and nominal and should be checked prior to installation. Actual colours may vary so please check colour samples before ordering. Installation is acceptance of our products. Installation of faulty, warped, chipped or damaged products will void our warranty.

SPHERE 600D

LED MIRROR WITH ALUMINIUM FRAME

SPECIFICATIONS

WIDTH	610mm
HEIGHT	610mm
DEPTH	40mm
WEIGHT	10kg

LIGHTING SPECIFICATIONS






CCT	2700K - 6500K
CRI	>80

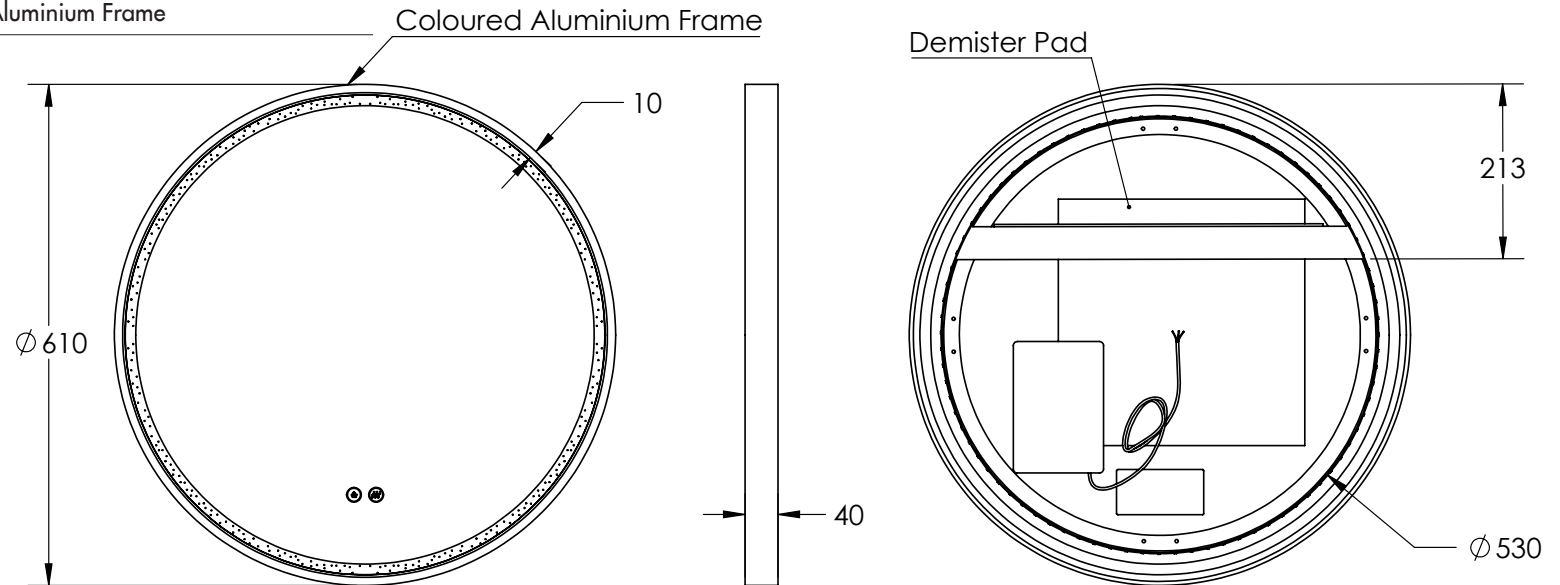
INSTALLATION

Wall mount
Hardwire
Input voltage: 220-240v 50Hz

FEATURES

Copper Free Mirror
LED Lighting (Adjustable Colour Temperature)
Frontlit
Touch Sensor
Demister with 1 Hour Auto Cut-off
Coloured Aluminium Frame

FINISH	PRODUCT CODE
Brushed Brass 	S60D-BB
Brushed Nickel 	S60D-BN
Gun Metal 	S60D-GM
Matte Black 	S60D-MB
Matte White 	S60D-MW



Disclaimer: All LED Products requiring hardwiring must be installed by a licensed electrician in accordance with local regulations. Sizes are in mm and nominal and should be checked prior to installation. Actual colours may vary so please check colour samples before ordering. Installation is acceptance of our products. Installation of faulty, warped, chipped or damaged products will void our warranty.