

KARA KITCHEN MIXER



SPECIFICATION

PRODUCT CODE	YSW2117-07
WELS RATING	5 STAR 6L/MIN
WATERMARK LICENSE	WM-060073
TEMPERATURE RATING	MIN 1°C-MAX 75°C
PRESSURE RATING	MIN 150KPa-MAX 500KPa

FINISH

	NR211707CH	chrome
	NR211707MB	matt black
	NR211707BN	brushed nickel
	NR211707GM	gun metal
	NR211707BG	brushed gold

MAINTENANCE AND CARE

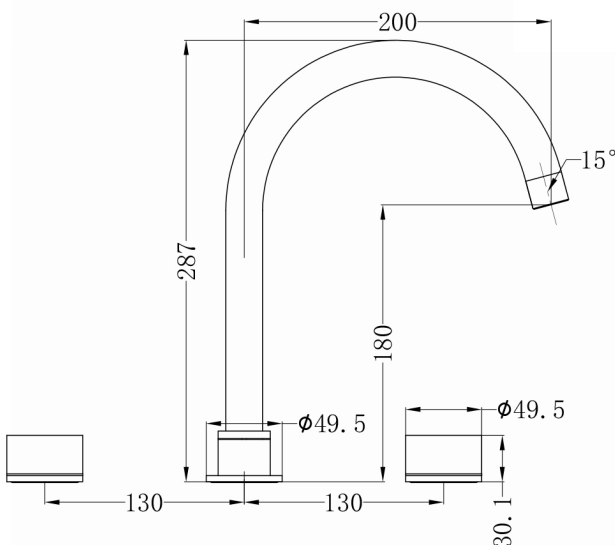
All surfaces should be cleaned with mild liquid detergent or soap and water.

Do not use cream cleaners or citrus based cleaning products, as they are abrasive.

Use of unsuitable cleaning agents may damage the surface. Any damage caused in this way will not be covered by warranty.

PACKAGING INCLUDES

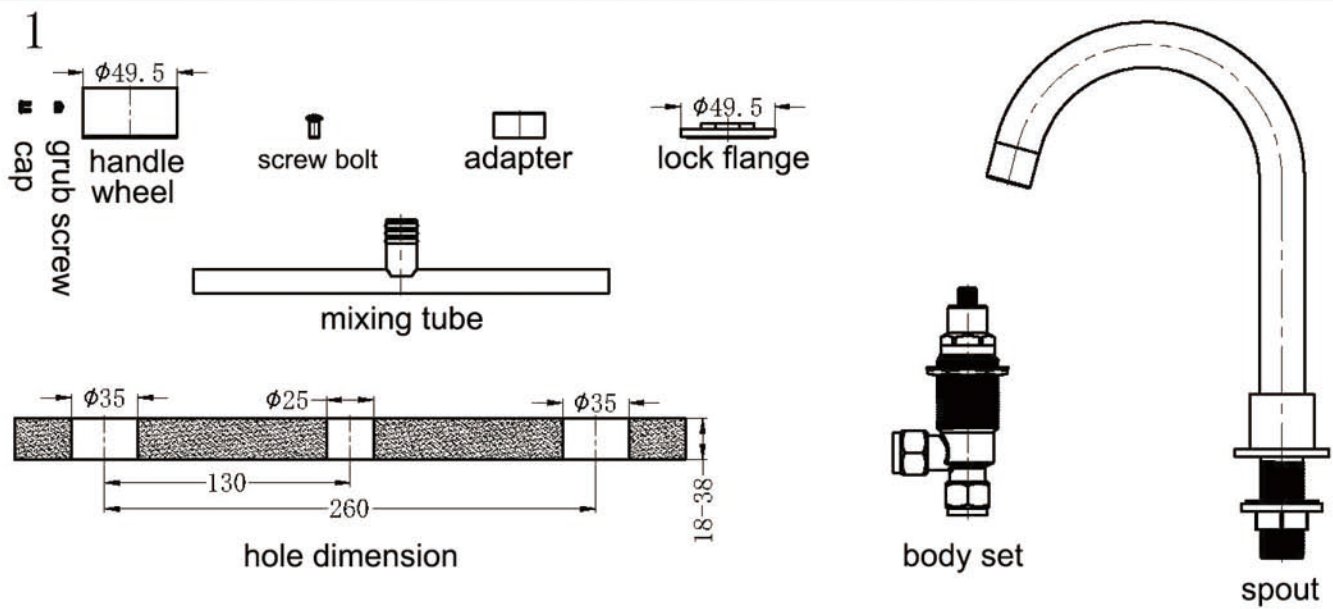
- 2x handwheel
- 2x valve
- 1x allen key
- 1x spout
- 1x mixing tube



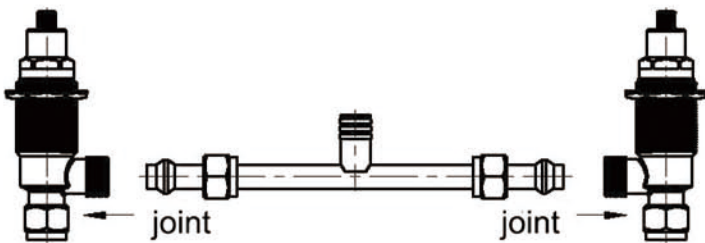
Dimensions are nominal measurements only.



Versions: 2019.12

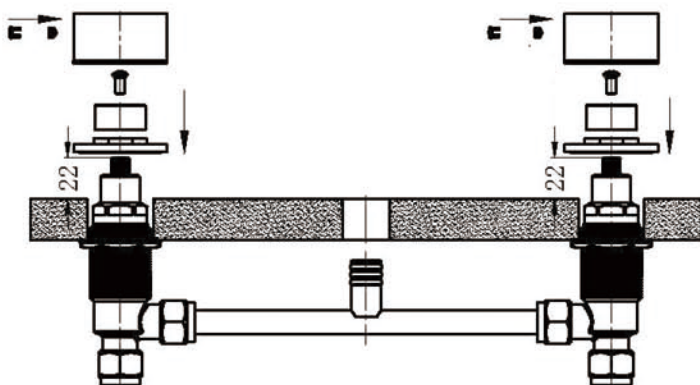


2



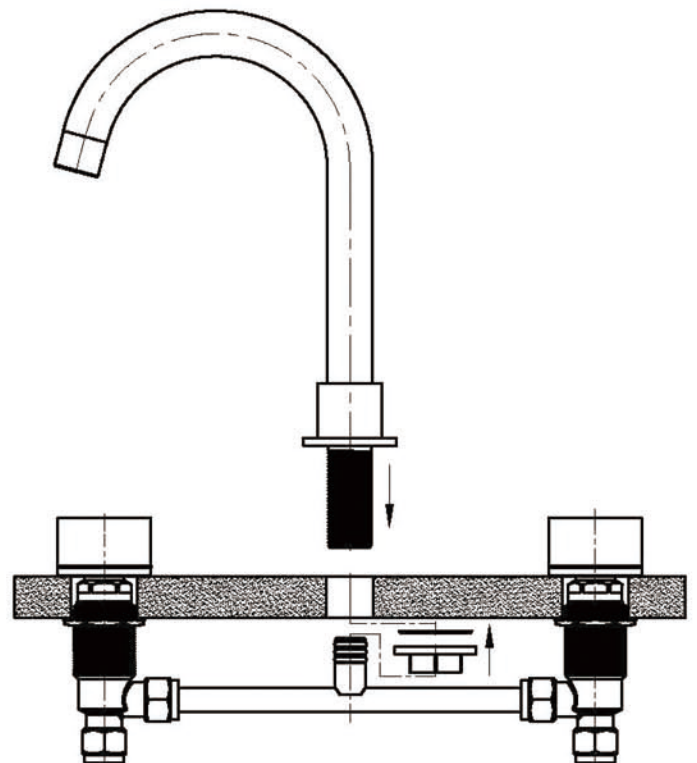
1. remove the joint from the body set.
2. put the hex nut and joint on the mixing tube in a row as the picture.
3. plug the joint into body set , and screw hex nut , don't too tight.

3



1. plug the assembled kit (picture 2) from the bottom side of the counter, and adjust the height as the picture.
2. put on lock flange, and tighten by wrench firmly.
3. put on adapter and lock by the screw bolt.
4. put handle wheel and lock the grub screw, then put on the cap.

4



1. remove the hex nut and washer from the spout.
2. plug the spout in the hole on the counter and put on the washer and spout hex nut.
3. plug the bottom of the spout onto mixing tube.
4. tighten the spout hex nut.
5. tighten the hex nut beside the joint firmly by wrench.