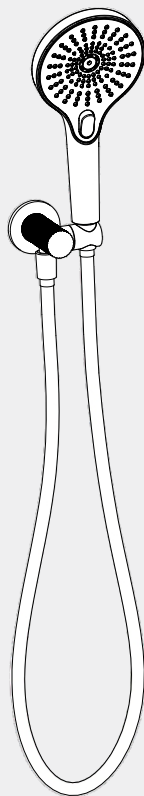


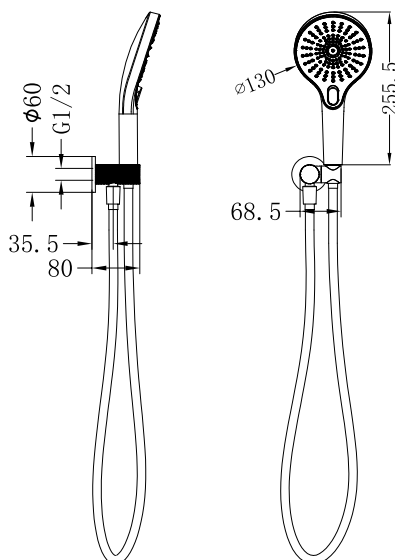
Opal Shower On Bracket

Nero



Versions:202401

Drawing



Specifications

Watermark License

WM-060093

Temperature Rating

Min 1°C - Max 75°C

Pressure Rating

Min 150kpa - Max 500kpa

Packaging Includes

1x Hand Shower (Built- In Check Valve)
1x Shower Bracket
1x 1.5m PVC Hose
1x Back Plate

Finish & SKU

- | | |
|--|--|
|  Brushed Bronze
NR251905cBZ |  Graphite
NR251905cGR |
|  Brushed Gold
NR251905cBG |  Brushed Nickel
NR251905cBN |

*Dimensions are nominal measurements only.

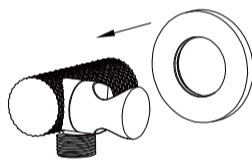
Important

All products must be installed by licensed plumbers.

All pipework must be thoroughly flushed prior to installation, as foreign materials may block the flow regulating device and reduce the flow of water.




1. Apply thread sealant or teflon tape on outlet thread.

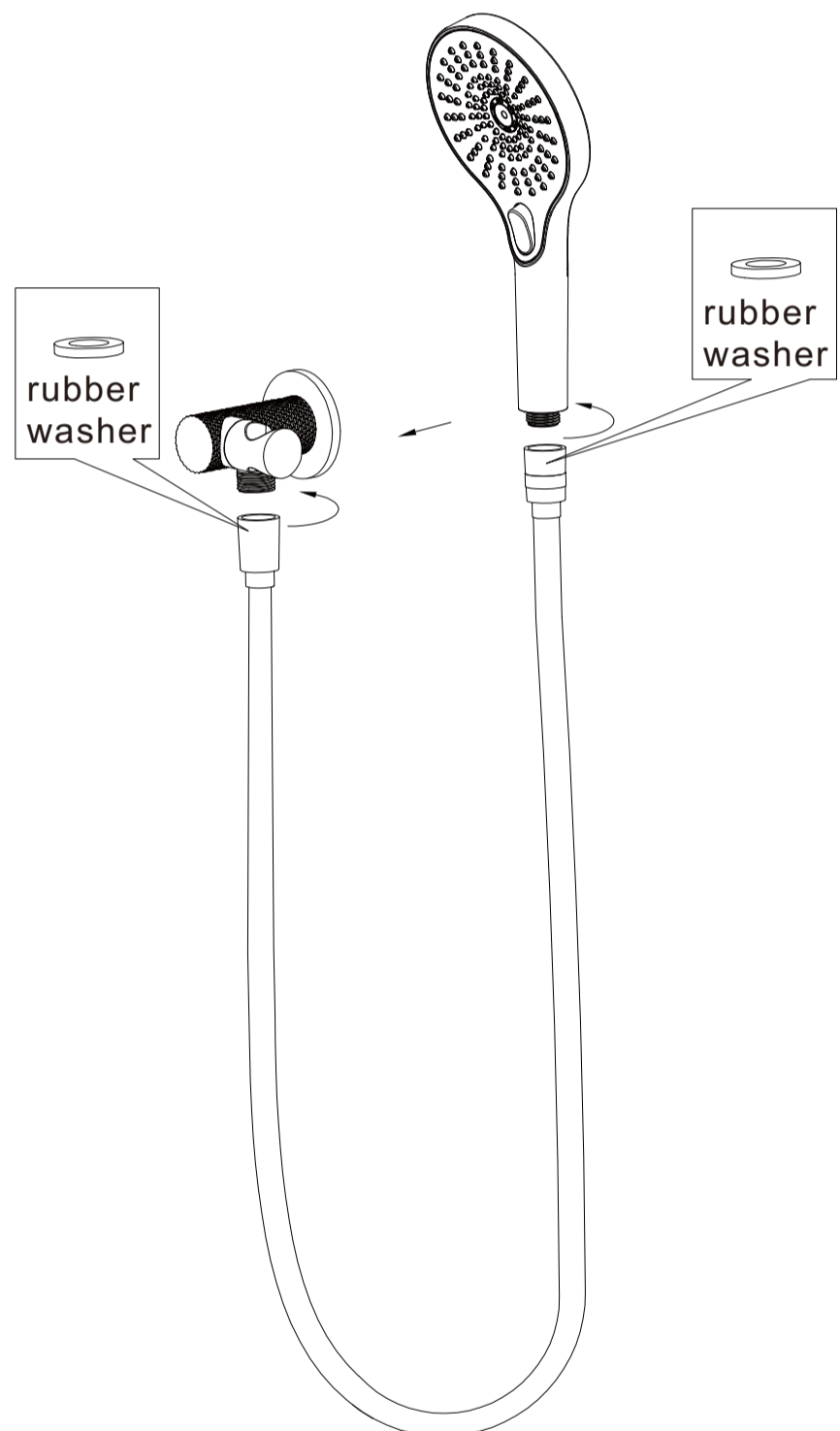


2. Pull back plate on together with bracket body.

Apply thread sealant or teflon tape



3. Screw shower bracket body on to outlet. **DO NOT OVERTIGHTEN.** Slide the back plate against the wall/tile face properly.



4. Connect bracket and hand shower with hose. **TEST & CHECK FOR LEAKS.**

Nero

info@nerotapware.com.au
nerotapware.com.au

11-13 Buontempo Road
Carrum Downs Vic 3201

