

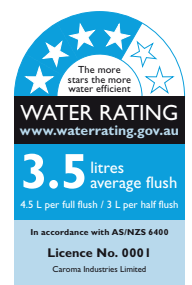


| |
|------------------------|
| Revision: 3 |
| Date: June 2020 |

Supersedes all previous issues

Liano Invisi II

4.5/3 litre Dual Flush Toilet Suite with Liano Wall Faced Box Rim Vitreous China Pan and Invisi II Cistern for Inwall, Under Counter, Induct or Inceiling applications

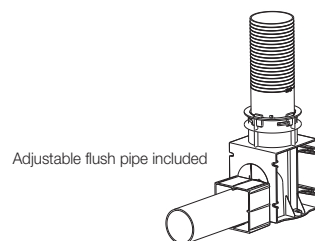




A sharp, symmetrical designed wall faced concealed toilet suite comprises the **Liano** pan and trusted Caroma **Invisi II** cistern, and is targeted for commercial applications, but is also suitable for domestic use. The pan connection system includes the patented Caroma Uni-Orbital® Connector and adjustable flush pipe for increased installation flexibility. The Caroma Uni-Orbital® connector extends to any position up to a 50mm radius, unlike traditional connectors that only move backwards and forwards. The setout range is from 60mm – 120mm with a recommended setout of 90mm. The smooth sided pan is available in both standard and easy height models with the great looking thin lid, soft close seat with quick release. Choose from a variety of buttons from the Caroma range to complete your desired look. The adjustable flush pipe is a new feature for the Invisi II system. If the pan inlet hole is higher than the flush pipe due to floor tiling height variations, the flush pipe can be raised by up to 25mm.

- Pan:** Liano back inlet 4.5 litre full flush box rim pan
- Traps:** Universal trap for S or P-trap installations.
- Inlet:** 50mm back inlet for concealed cistern and flushvalve installation.
- Cisterns and Flushvalves:** Invisi II cistern – suitable for inwall, under counter, induct and in ceiling applications. *For push button and access plate (supplied separately) options see chapter 6.15.1 CISTERNS of the Caroma Technical Manual.*
- Fixing:** The pan can be fixed to the floor by either bedding into mortar or using the D82 Concealed Fixing Bracket.
- Seats:** The Liano soft close toilet seat is provided as standard with the Liano suite. A quality solid section compression moulded toilet seat, fitted with buffers and metal hinges.
- Colours:** White only.
- Installation:** The installation of the toilet suite shall be in accordance with the normal minimum drainline grade requirements in AS/NZS 3500.2.
- Dimensions:** All dimensions are in millimetres and are subject to normal manufacturing variations. Caroma pursues a policy of continuing improvement in design and performance of its products. The right is therefore reserved to vary specifications without notice.

Liano Invisi II Wall Faced Suite Inwall/Under Counter Installations

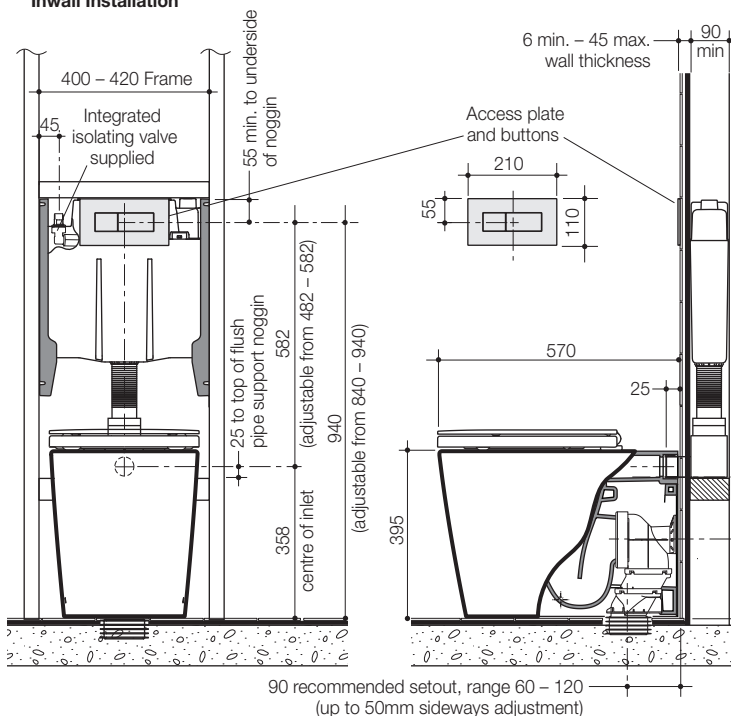


Liano Invisi II 4.5/3 litre Toilet Suite with Back Inlet Pan, Internal Overflow Cistern and Seat:

Code No.

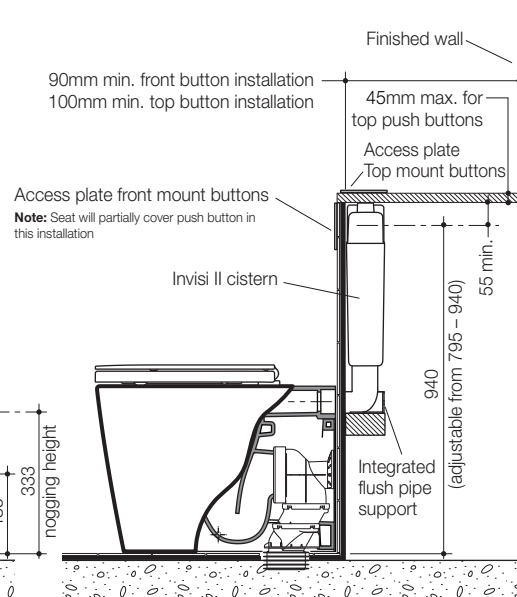
| | |
|---|---------|
| Inwall/Under Counter/ Induct/Inceiling | 766100W |
| Button options: see 6.15.1 | |

Inwall Installation



Under Counter Installation

(optional under counter flush pipe 237222 is required)



Note: access to cistern internals can be achieved through either front or top mount button plate option.